



5 Little Leaves!




5 Little leaves are hanging on a tree. Along came a breeze, and blew 1 free.




The little leaf fell without a sound. There are 4 on the tree and 1 on the ground.

4 little leaves hanging on a tree. Along came a breeze and blew 1 free.




The little leaf fell without a sound. There are 3 on the tree and 2 on the ground.

3 little leaves hanging on a tree. Along came a breeze and blew 1 free.




The little leaf fell without a sound. There are 2 on the tree and 3 on the ground.

2 little leaves are hanging on a tree. Along came a breeze and blew 1 free.



The little leaf fell without a sound. There is 1 in the tree and 4 on the ground.

1 little leaf still hanging on the tree. Along came a breeze and blew it free.



The little leaf fell without a sound.
There zero (0) on the tree and 5 on the ground.

Directions:

Laminate all pages. I am using foam leaves that can be found in most craft stores. Leaf stickers can also be used. I often make my own stickers with computer sticker paper when I can't find what I need in the stores.

Title Page: glue/stick all 5 leaves on tree

Page 1: glue/stick 4 leaves on tree, and put Velcro on one leaf on the tree and Velcro on bottom of page for the leaf to fall to

Page 2 : glue 3 leaves on tree, Velcro 1 leaf on tree glue on 1 leaf on ground, Velcro for the leaf to fall

Continue in this way until all 5 leaves are off the tree and all five have fallen on the ground .